

# Download & Sign In

1 Search for "Aspen LiDA" on your app store or scan the QR codes below!



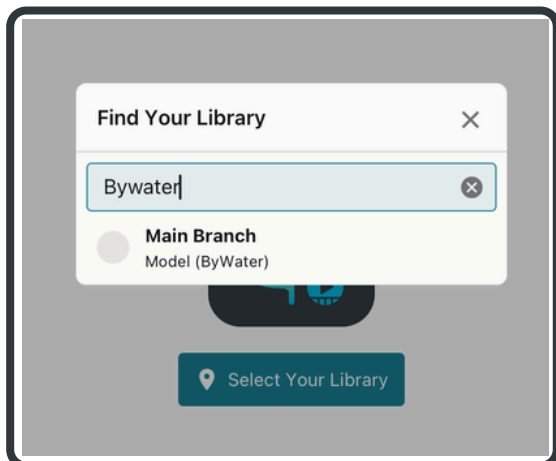
Scan to Download Your Library's New App!



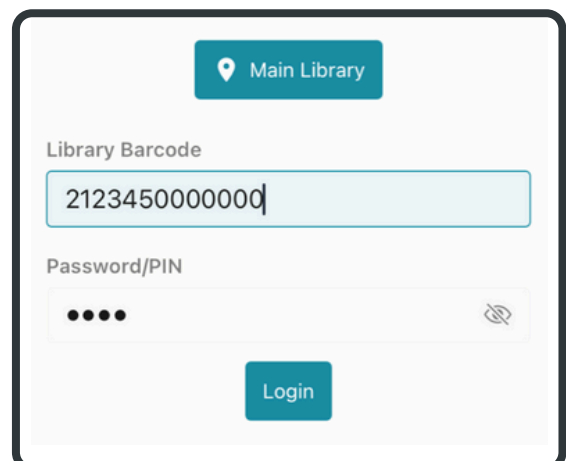
Aspen LiDA



2 Look up your library by geolocation or by name



3 Log in with your Library Barcode number and PIN/Password



# Discover

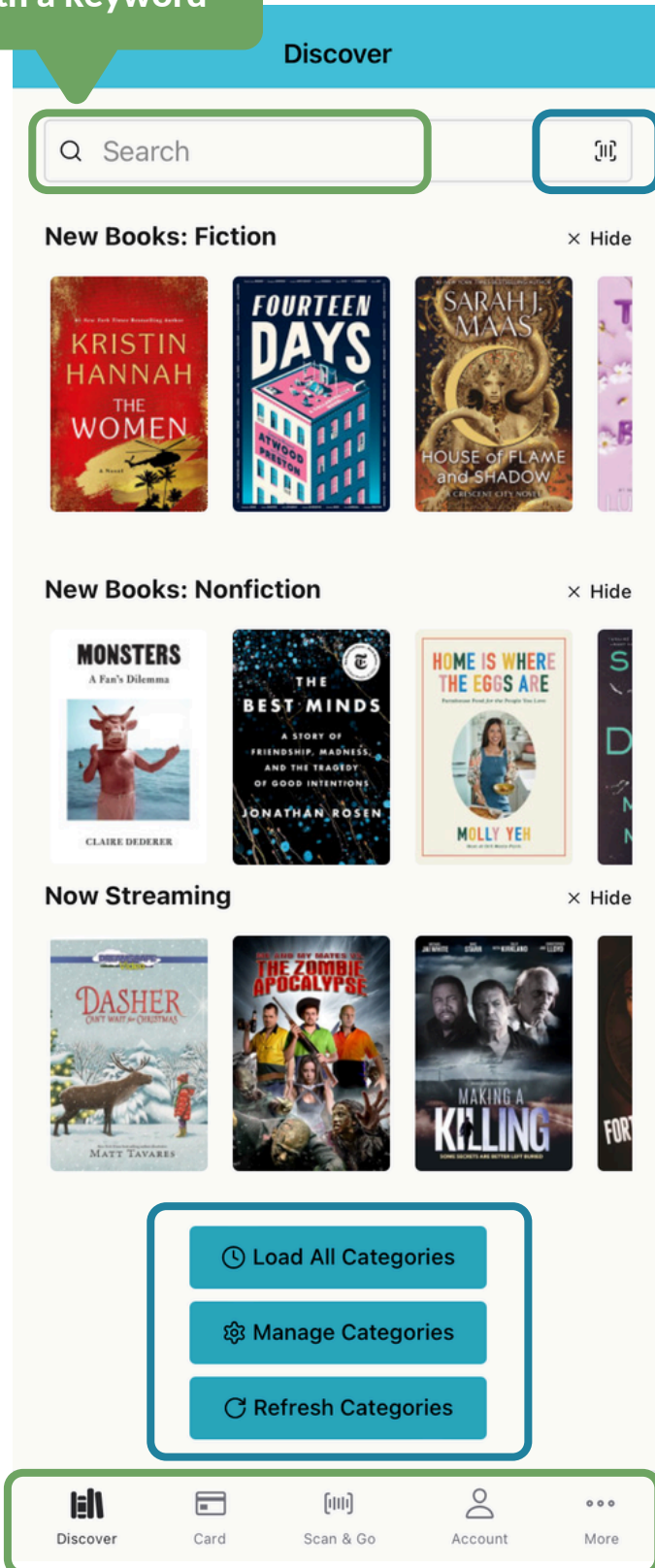
Begin your search  
with a keyword

Use your phone camera  
to scan an item barcode  
and search

View curated  
library collections

Manage the collections you  
see on your Discover screen

Navigate to other  
areas of the app



# Search & Filter

Begin your search with a keyword

Or use your phone camera to scan an item barcode and search

Discover

Q the midnight library

X [iii]

Tap to see additional filters, sorting options, or search within other collections

Apply any filters to narrow your search

Filters

X

Q the midnight library X [iii]

Search By  
Keyword

>

Search In  
Library Catalog

>

Search Within  
Main Branch

>

Sort By  
Best Match

>

Fiction / Non-Fiction

>

Audience

>

Available Now At

>

eContent

>

Reset All

Update

< Results for the midnight library

Filters

Sort By: Best Match

Search Within: 1

39 results



English

Add to list

The midnight library

By Haig, Matt

Book

Audio Book

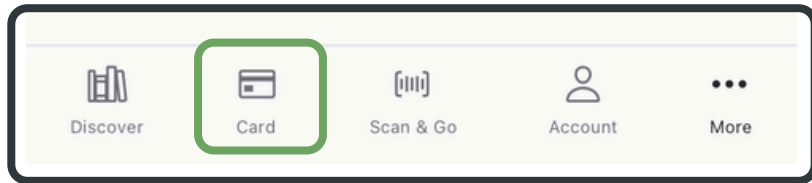
eBook

Large Print

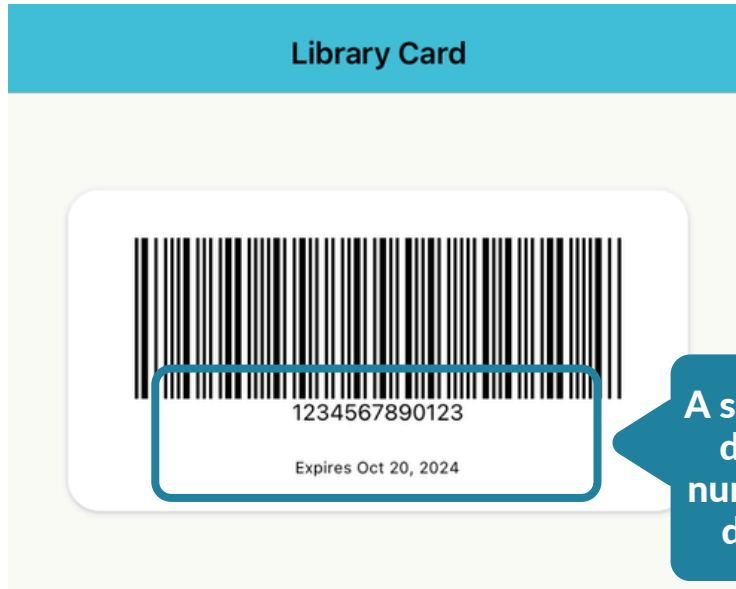
Add title to a list

Tap on the record for more details and to place a hold

# Library Card

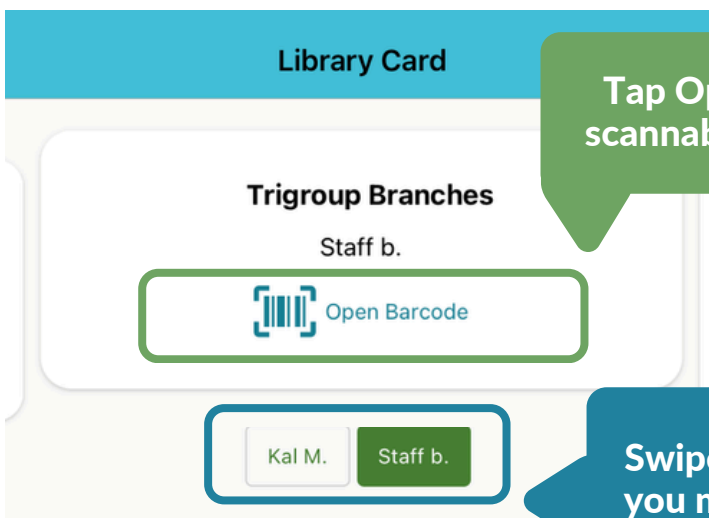


Tap on Card to view your scannable library barcode. Brightness will automatically adjust.



A scannable library card will display. The library card number and card expiration date will also be visible.

## Card – Linked Accounts

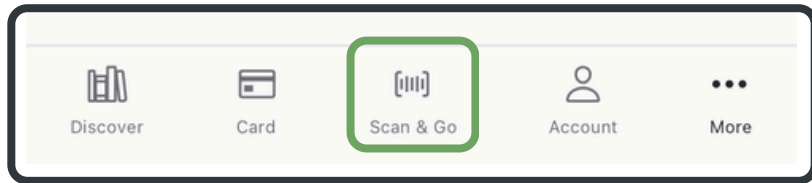


Tap Open Barcode for a scannable barcode pop up

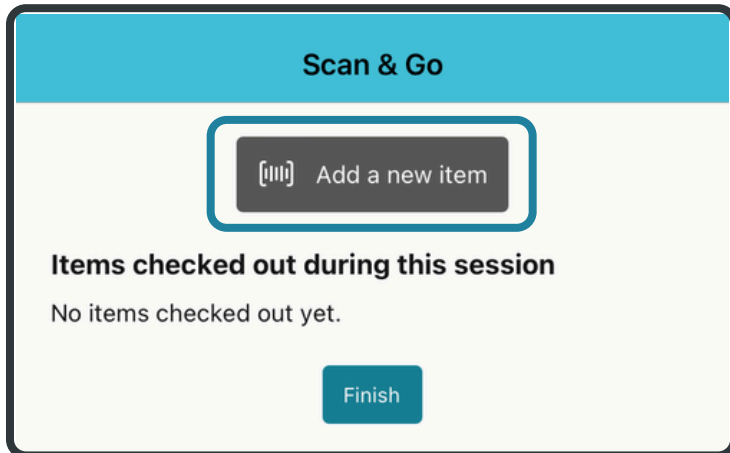


Swipe through any accounts you may have connected via Linked Accounts

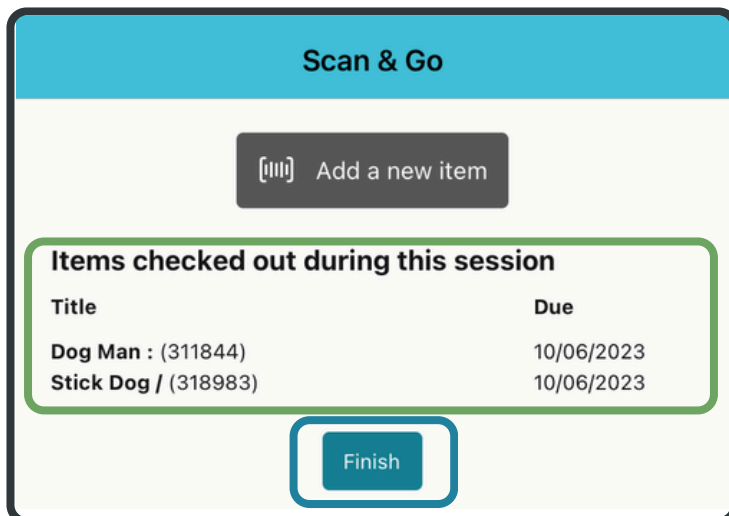
# Scan & Go



Tap Scan & Go along the bottom of the app to check out items from the library.

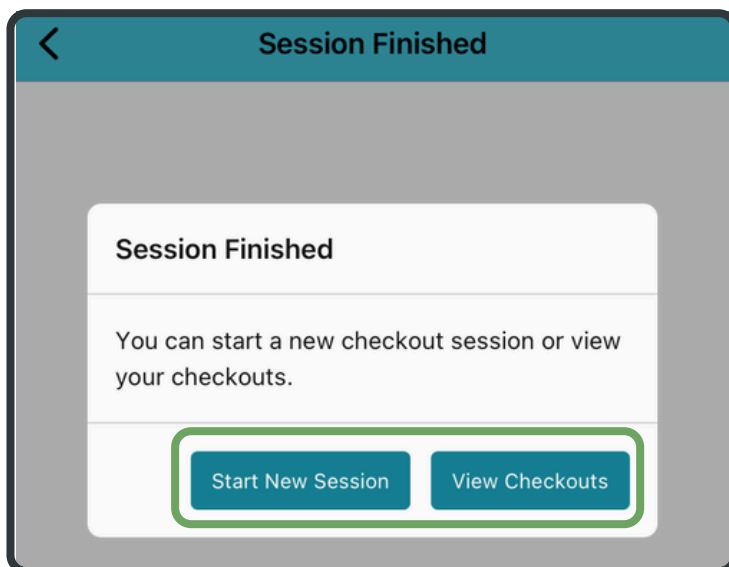


Tap Add a new item and use scanner to scan the library barcode of the item



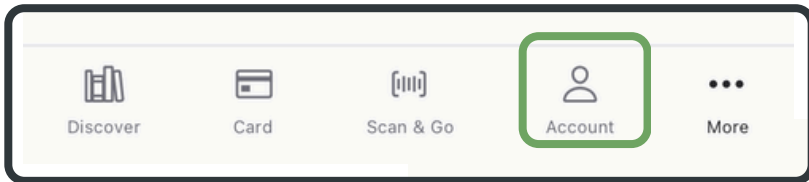
Continue adding items. Checked out items in this session will display on a list.

Tap Finish when you are done checking out.

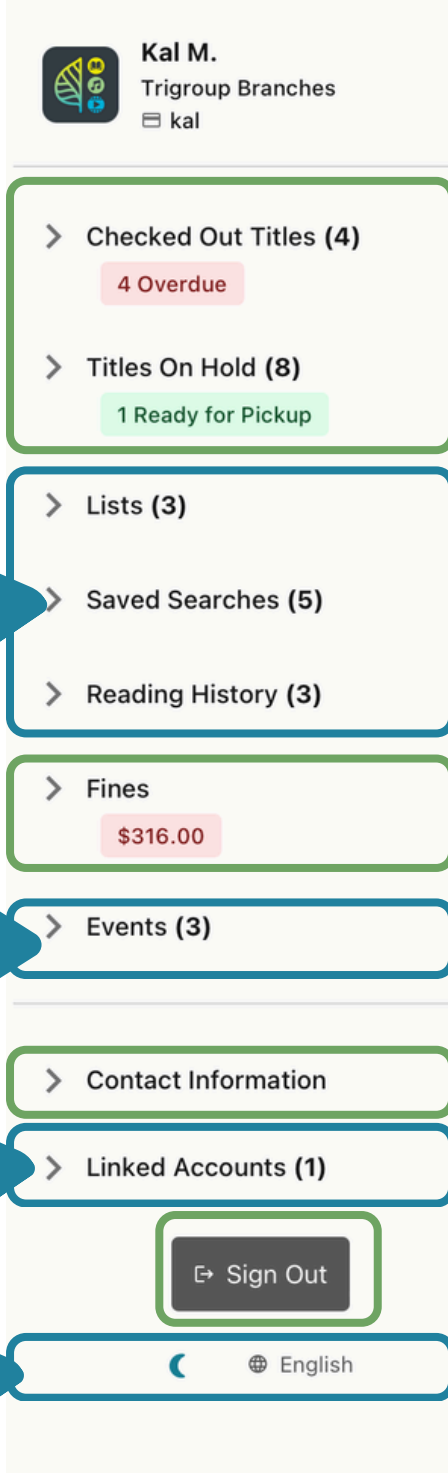


Either Start a New Session or tap View Checkouts to see all checked out titles

# Account



Tap on Account along the bottom of the app to pop out the Account drawer



View and Manage:

- Lists
- Saved Searches
- Reading History

View and manage Checked Out Titles and Titles on Hold

View and pay outstanding Fines and Fees

View Contact Information on your library account

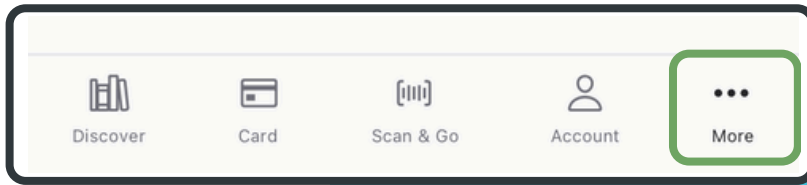
Sign Out of the app

View saved events

Link to or view other library accounts that you manage

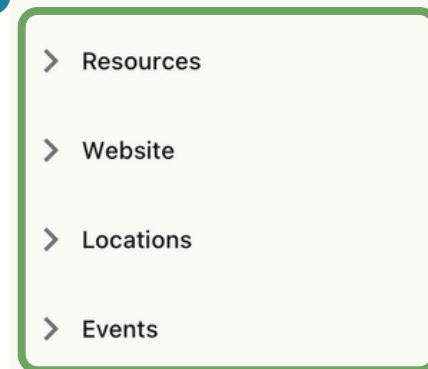
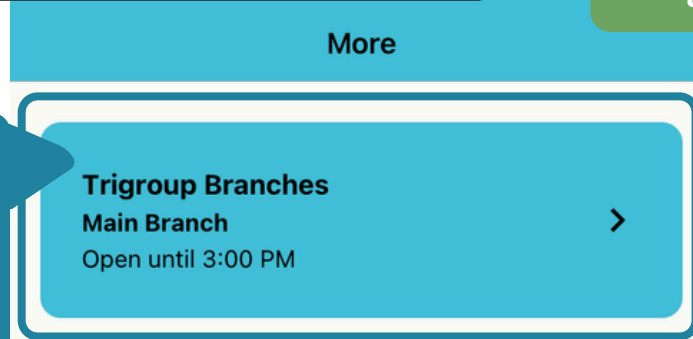
Modify your language and display preferences (ex: Dark Mode)

# More



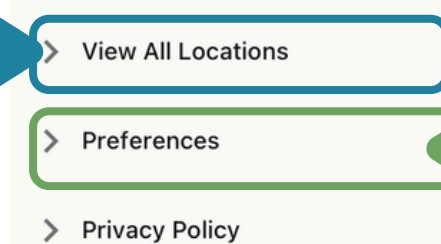
Tap More along the bottom of the screen to navigate to additional options

Tap to view the hours and information related to your Home Library



Tap on custom menu links added by your library

See Location information for other libraries in the system



From the Preferences screen, you can:

- Manage Browse Categories
- Manage Notifications
- Tap Support to see if a new version of Aspen LiDA is available

Adjust Language and Appearance from either Preferences or Account

